
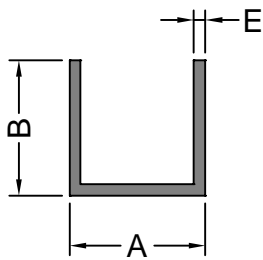


SISTEMAS DE CARPINTERIA

Normalizados

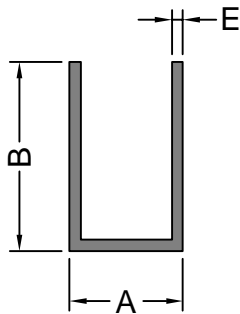
LISTADO DE PERFILES





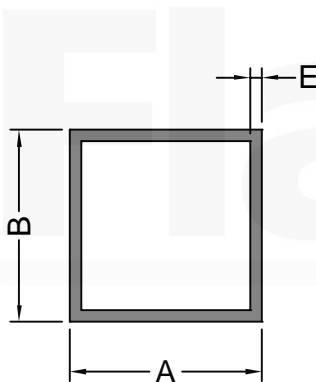
PERFIL "U" DE ALAS IGUALES

Código	Peso	Forma	A x B x E
10626	0.109	SOLIDO	12 x 12 x 1.2
11273	0.206	SOLIDO	18 x 18 x 1.5



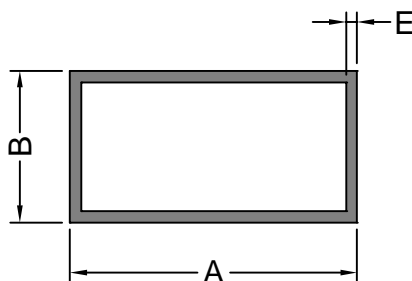
PERFIL "U" DE ALAS DESIGUALES

Código	Peso	Forma	A x B x E
12360	0.234	SOLIDO	15 x 25 x 1.5
10843	0.493	SOLIDO	15 x 40 x 2.0



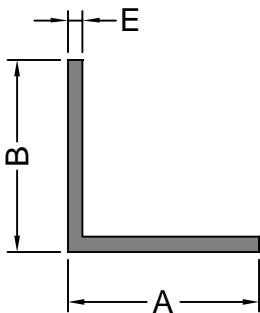
TUBOS CUADRADOS

Código	Peso	Forma	A x B x E
14365	0.300	HUECO	20 x 20 x 1.5
10014	0.389	HUECO	25.4 x 25.4 x 1.5
10666	0.375	HUECO	30 x 30 x 1.2
10667	0.505	HUECO	40 x 40 x 1.2
14364	0.742	HUECO	40 x 40 x 1.8
10561	0.789	HUECO	50 x 50 x 1.5
12172	1.020	HUECO	60 x 60 x 1.5
12141	1.268	HUECO	75 x 75 x 1.6



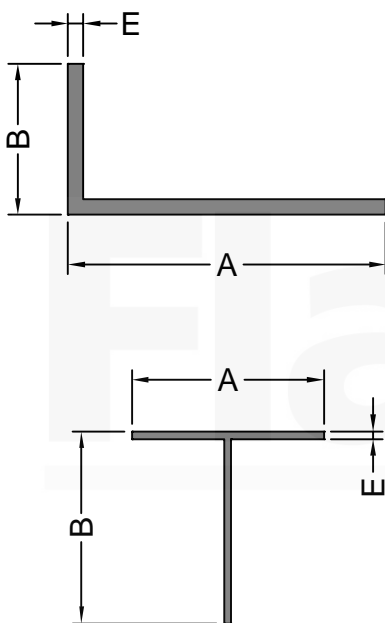
TUBOS RECTANGULARES

Código	Peso	Forma	A x B x E
10559	0.301	HUECO	25 x 15 x 1.5
99892	0.383	HUECO	30 x 20 x 1.5
10562	0.447	HUECO	38 x 20 x 1.5
10563	0.585	HUECO	50 x 25 x 1.5
14363	0.791	HUECO	60 x 25 x 1.8
10478	0.682	HUECO	60 x 30 x 1.4
17033	0.836	HUECO	75 x 25 x 1.6
14362	0.936	HUECO	75 x 25 x 1.8
11193	1.233	HUECO	90 x 40 x 1.8
10120	1.570	HUECO	115 x 50 x 1.8
12271	0.664	HUECO	60 x 25 x 1.5
13509	0.867	HUECO	70 x 40 x 1.5



ANGULOS DE ALAS IGUALES

Código	Peso	Forma	A x B x E
10200	0.135	SOLIDO	25.4 x 25.4 x 1.0
52252	0.270	SOLIDO	25.4 x 25.4 x 2.0
52635	1.590	SOLIDO	63.5 x 63.5 x 4.8
52191	0.147	SOLIDO	19 x 19 x 1.5

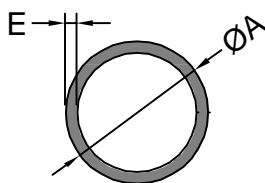


ANGULOS DE ALAS DESIGUALES

Código	Peso	Forma	A x B x E
11339	0.325	SOLIDO	42 x 20 x 2.0
11342	0.640	SOLIDO	100 x 20 x 2.0

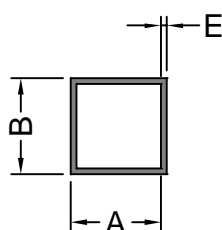
PERFIL "T" DE ALAS IGUALES

Código	Peso	Forma	A x B x E
10173	0.135	SOLIDO	25.4 x 25.4 x 1.0



TUBOS REDONDOS

Código	Peso	Forma	A x E
12422	0.223	HUECO	19 x 1.5
14342	0.522	HUECO	52.5 x 1.2
12663	0.744	HUECO	60 x 1.5



TUBOS TREFILADOS

Código	Peso	Forma	A x B x E
99010	0.075	HUECO	9.5 x 9.5 x 0.7
99012	0.095	HUECO	12.7 x 12.7 x 0.7